

PFEIFER ACCESSORIES:


# Those *Data Clips* do care for the *perfect marking.*

The patented PFEIFER Data Clips show the user orientation in our development work, for problem solving and practical accessories.

Our wide accessory range starts with Fixing Bolts for lifting anchor installation at the level of concrete surface and extends to Thread Cleaners for easy cleaning of lifting anchors from concrete remains.


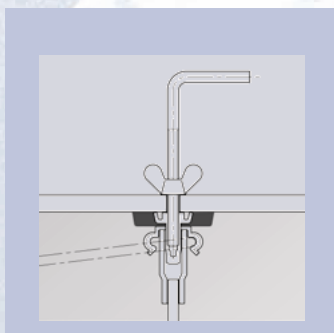
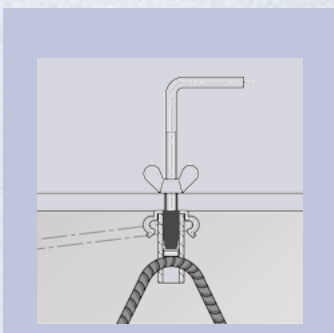
## **PFEIFER Data Clip**, page 51-52

PFEIFER Data Clips guarantee the perfect marking of lifting anchors cast in precast concrete units. Besides the imprinted marking of size, maximum working load and manufacturer on the clip, the colour code contributes essentially to the clear recognition of the safe working load of each lifting anchor size.



## **Substantial contributions to your success!**

- Wide and complete range of accessories for every requirement.
- Patented Data-Clips provide perfect marking for lifting anchors.
- PFEIFER Colour Code System supports safe assignment and 100% clear anchor load capacity.



# PFEIFER Data Clip

Item-No. 05.220

The patented PFEIFER Data Clips are colour-coded according to the PFEIFER Colour Code System which guarantees an easy and fast assignment of lifting anchors, lifting devices and accessories.



**PFEIFER**

Thread System

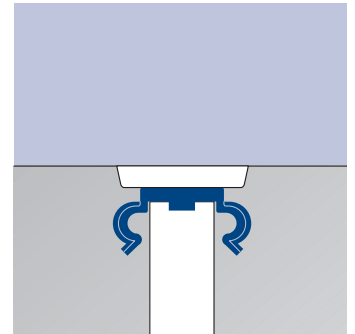
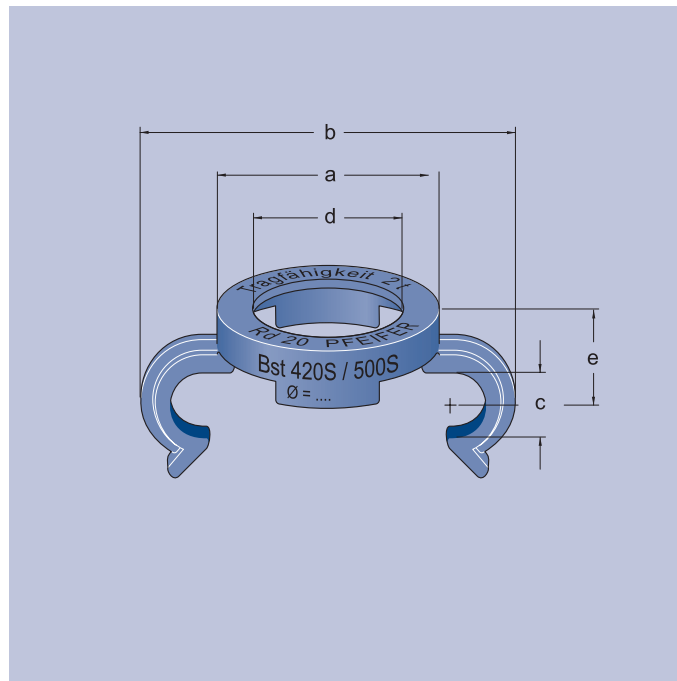
Accessories

The PFEIFER Data Clip fulfills three main requirements:

1. Clear identification of the lifting anchor already concreted into the precast unit, i. e. of size, MWL and manufacturer.
2. Immediate identification of MWL by Colour Code
3. Fixation of additional reinforcement at the transport anchor.

Please follow the instructions for use on the next page.

Material:  
Plastic,



Ref No.	Colour	for Lifting Anchor	Dimensions mm					Packing Unit Pieces	Weight approx. kg/Packing Unit
			$\varnothing$ a	b	$\varnothing$ c	$\varnothing$ d	e		
05.220.120	orange	Rd 12	18,5	35	6,5	12,5	10,0	200	0,24
05.220.140	white	Rd 14	21,5	38	6,5	14,5	11,0	200	0,30
05.220.160	red	Rd 16	25,5	46	8,5	17,0	12,0	200	0,36
05.220.180	pink	Rd 18	28,5	49	8,5	19,0	14,5	200	0,62
05.220.200	light green	Rd 20	31,5	52	8,5	21,0	14,5	200	0,66
05.220.240	dark grey	Rd 24	35,0	60	11,0	25,5	15,5	200	0,72
05.220.300	emerald green	Rd 30	44,0	73	13,0	31,5	16,5	200	1,74
05.220.360	light blue	Rd 36	52,5	86	15,0	37,5	22,5	100	1,20
05.220.420	grey	Rd 42	59,5	97	17,0	44,0	23,5	100	1,35
05.220.520	yellow	Rd 52	73,0	119	22,0	54,0	31,0	100	2,25

Sample order:

100 PFEIFER Data Clips, size Rd 16:

100 PFEIFER Data Clips ref. no. 05.220.160

# Installation Instructions

## PFEIFER Data Clip

### 1. Installation

Data Clips can be used for all lifting anchors of the PFEIFER Thread System. Installation is extremely easy – the Data Clip just has to be attached to the lifting anchor and the lifting anchor complete with Data Clip can be fixed in the formwork (Fig. 1).

### 2. Identification

According to the “Safety Regulations for Lifting Anchors and Systems of Precast Concrete” of the Employer’s Liability Insurance Association (Section 4.3), it is absolutely imperative to have an identification tag for a lifting anchor system which can also be easily read even when embedded in concrete. The PFEIFER Data Clip must therefore be integrated as in this way everything concerning lifting devices is well sorted on the building site. Confusion with, for instance, Socket Dowels for installation purposes will certainly be avoided. PFEIFER has simplified things even more through the colour code with a special identifying colour for each size of Lifting Anchor.

Which parts belong to which and have which safe working load can be seen at a glance. The Data Clip bears the following information:

- name of manufacturer
- declaration of type (according to size of lifting anchor)
- declaration of maximum working load of the lifting anchor
- specification of the necessary quality of reinforcement steel
- specification of the diameter of the lateral shear reinforcement bar

The declaration concerning type and safe working load of the lifting anchor as well as proof of the manufacturer is also visible when embedded.

### 3. Fixing the additional reinforcement

Under parallel shear pull, the additional parallel pull reinforcement must have close metallic contact with the socket. The parallel shear pull reinforcement is fixed easily and quickly through lateral reinforcement stirrups. The parallel shear pull reinforcement should be fixed at the free end so preventing a displacement (see Fig. 2). The same applies to the transversal shear pull.

It is advisable to fix the Data Clip with a Button Head Fixing Bolt to the lifting anchor socket as in this way the reinforcement can be inserted without the Data Clip jumping off the socket due to the tension in the Data Clip caused by the weight of the rebar.

### 4. Closing the thread opening

The lifting anchors with Data Clips can be fully covered with the concrete-grey PFEIFER External Caps.

